


**Information and Guidelines for joining the Annual e-GMS
PT SUPERKRANE MITRA UTAMA TBK
On 18 May 2020 at 14:00 WIB**

1. Only participants, namely shareholders or verified shareholders' power of attorney registered on the Register of Shareholders (DPS) as of Recording date of April 23, 2020, are eligible to participate in the e-GMS.
2. For verification of e-GMS participants, please fill out the following form: <https://forms.gle/JpdMJGPJkLXawnYU9>
3. Verified participants will be sent a link to attend the e-GMS on Monday, May 18, 2020 at 10:00 WIB.
4. Participants are not counted in attendance for GMS quorums.
5. Participants will not get a chance to ask questions and cast their votes.
6. Participants are not allowed to activate their microphone and camera during the e-GMS (only as observers). By ensuring the microphone and camera icons are disabled as below:



7. Participants are not permitted to chat in the chat box.
8. Participants who violate this guidelines will be excluded from the e-GMS forum.
9. If you have questions / difficulties, please contact WA:
081286916765

How to Install and Join Meeting on Google Meets on a Smartphone

1. Install Google Meets from Play Store/ App Store

- Play Store for Android user:



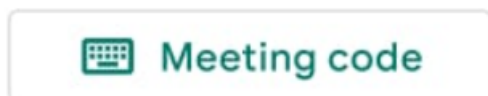
<https://play.google.com/store/apps/details?id=com.google.android.apps.meetings>

- App Store for Iphone/ Ipad user:



<https://itunes.apple.com/us/app/meet/id1013231476?mt=8>

2. To join the meeting you can click on the link that we have provided via email invitation.
3. Or you can enter the meeting code that we have provided via email invitation. By running the Google meet application that is installed on your smartphone then click Meeting Code according to the image below

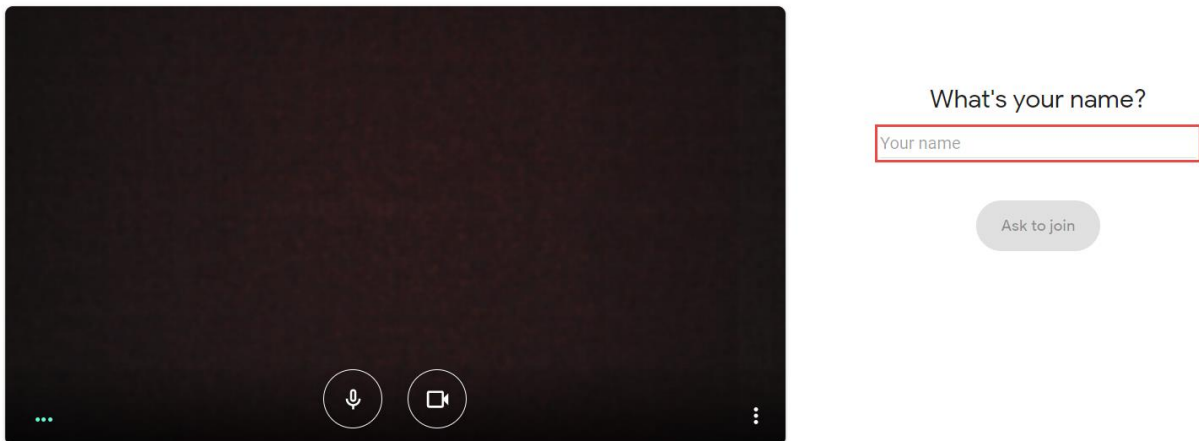


Next fill in the meeting code and click Join Meeting.



How to Join Meeting on Google Meets on Notebook / Computer:

1. Click the Join Meeting link in the email that we have provided. So that your browser screen will appear below.



2. Fill in the "Your Name" for [name] - [ID number] according to the name and number on your ID card / KTP. For example: John – 12345678901234 then click **Ask to Join**.
3. If your data is verified by Admin then you can join our Meeting.